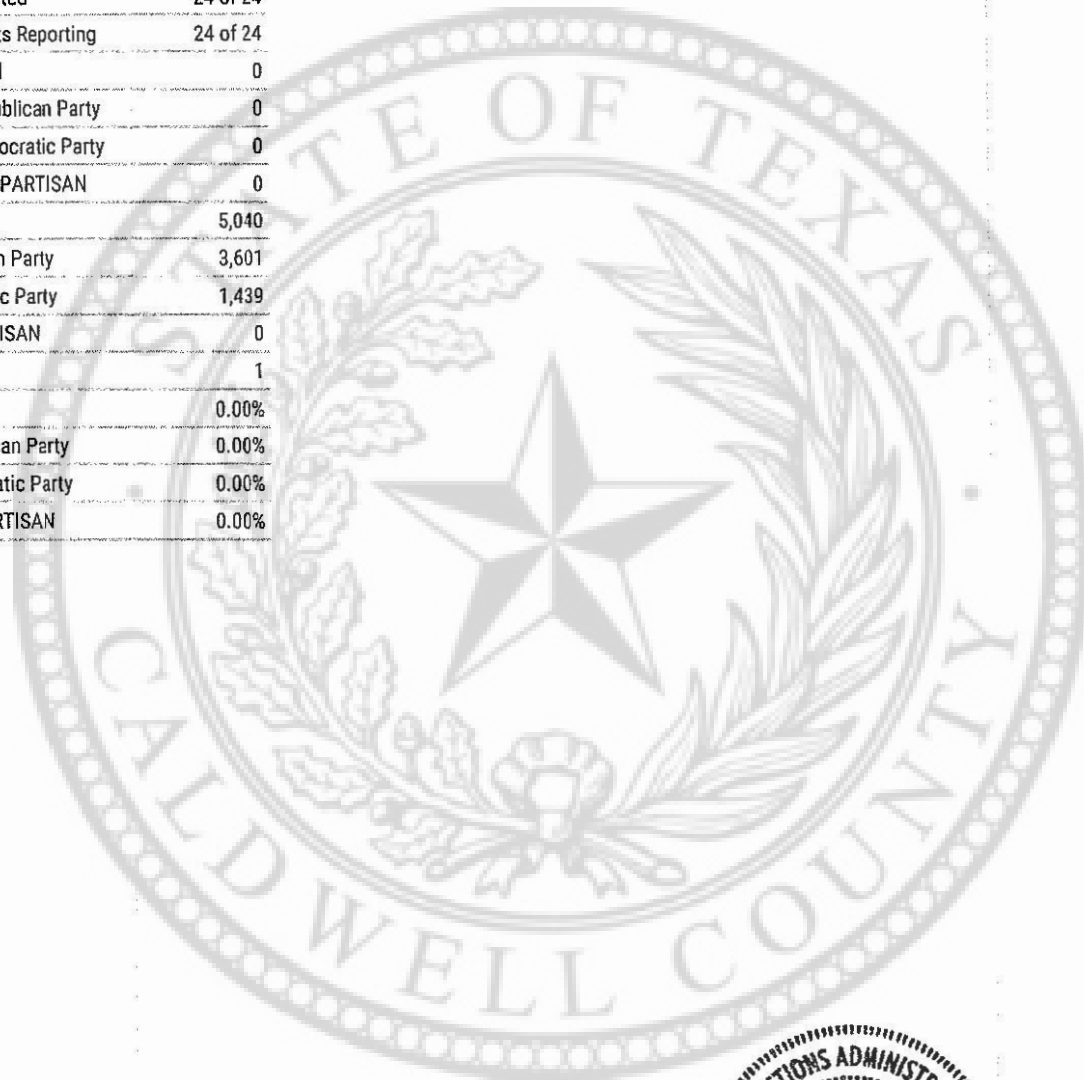


**Statistics**

TOTAL

|                                      |          |
|--------------------------------------|----------|
| Election Day Precincts Reporting     | 24 of 24 |
| Precincts Complete                   | 0 of 24  |
| Precincts Partially Reported         | 24 of 24 |
| Absentee/ Early Precincts Reporting  | 24 of 24 |
| Registered Voters - Total            | 0        |
| Registered Voters - Republican Party | 0        |
| Registered Voters - Democratic Party | 0        |
| Registered Voters - NONPARTISAN      | 0        |
| Ballots Cast - Total                 | 5,040    |
| Ballots Cast - Republican Party      | 3,601    |
| Ballots Cast - Democratic Party      | 1,439    |
| Ballots Cast - NONPARTISAN           | 0        |
| Ballots Cast - Blank                 | 1        |
| Voter Turnout - Total                | 0.00%    |
| Voter Turnout - Republican Party     | 0.00%    |
| Voter Turnout - Democratic Party     | 0.00%    |
| Voter Turnout - NONPARTISAN          | 0.00%    |



Summary Results Report  
20220301\_Caldwell County\_Primary Election  
March 01, 2022

UNOFFICIAL RESULTS

Caldwell County

**REP US Representative, District 27**

Vote For 1

|                | TOTAL |
|----------------|-------|
| Michael Cloud  | 2,309 |
| Eric Mireles   | 169   |
| Andrew Alvarez | 175   |
| Chris Mapp     | 254   |
| AJ Louderback  | 309   |

**REP Governor**

Vote For 1

|                 | TOTAL |
|-----------------|-------|
| Rick Perry      | 231   |
| Kandy Kaye Horn | 52    |
| Don Huffines    | 312   |
| Chad Prather    | 134   |
| Allen B. West   | 376   |
| Greg Abbott     | 2,391 |
| Paul Belew      | 14    |
| Danny Harrison  | 26    |

**REP Lieutenant Governor**

Vote For 1

|                 | TOTAL |
|-----------------|-------|
| Daniel Miller   | 304   |
| Zach Vance      | 120   |
| Aaron Sorrells  | 99    |
| Todd M. Bullis  | 105   |
| Trayce Bradford | 184   |
| Dan Patrick     | 2,537 |

**REP Attorney General**

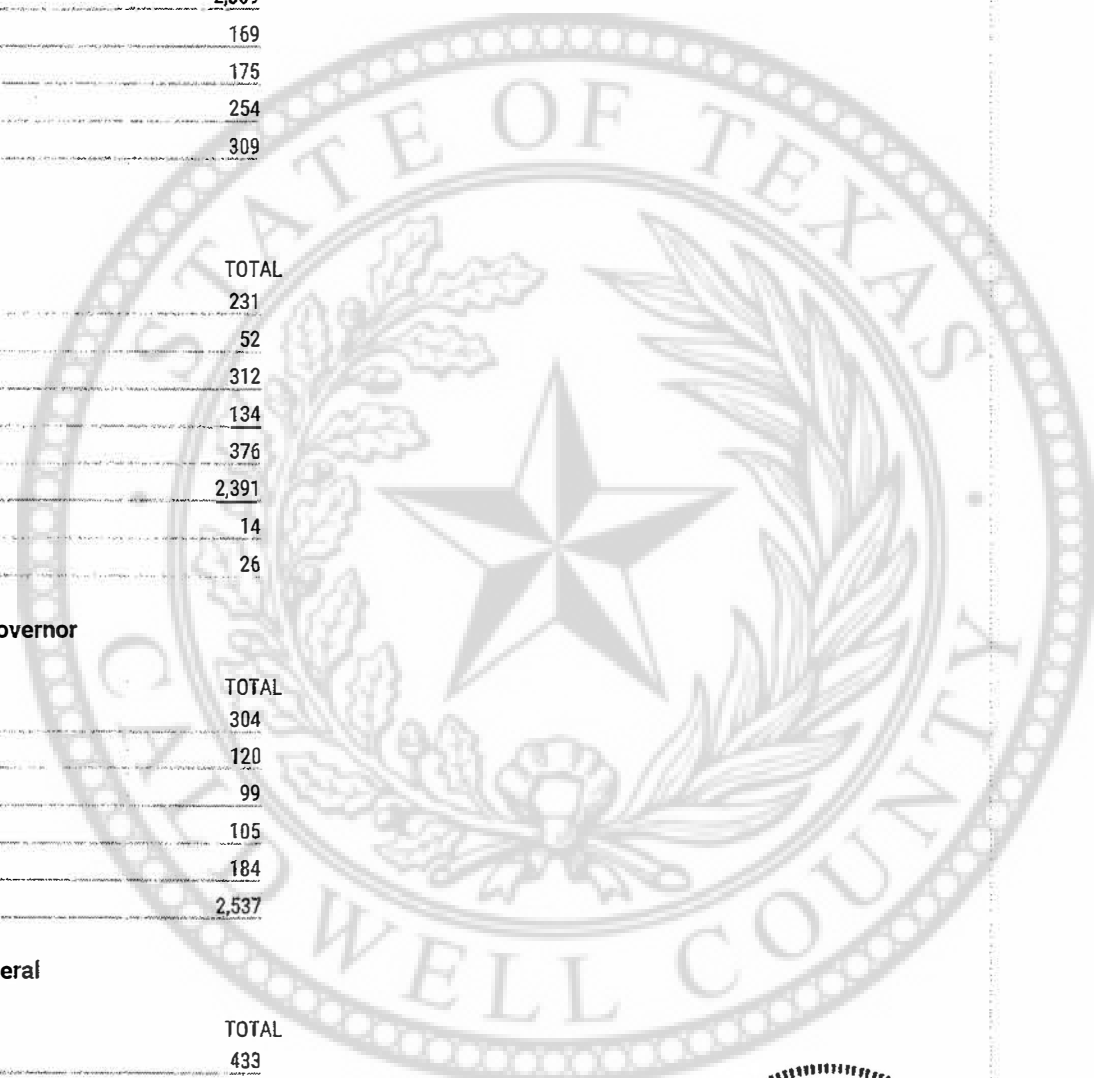
Vote For 1

|                | TOTAL |
|----------------|-------|
| Louie Gohmert  | 433   |
| George P. Bush | 890   |
| Ken Paxton     | 1,513 |
| Eva Guzman     | 619   |

**REP Comptroller of Public Accounts**

Vote For 1

|                | TOTAL |
|----------------|-------|
| Glenn Hegar    | 2,779 |
| Mark V. Goloby | 347   |



**REP Comm General Land Office**

Vote For 1

|                 | TOTAL |
|-----------------|-------|
| Rufus Lopez     | 158   |
| Weston Martinez | 207   |
| Victor Avila    | 193   |
| Dawn Buckingham | 989   |
| Ben Armenta     | 64    |
| Don W. Minton   | 304   |
| Tim Westley     | 470   |
| Jon Spiers      | 460   |

**REP Commissioner of Agriculture**

Vote For 1

|                  | TOTAL |
|------------------|-------|
| Carey A. Council | 334   |
| Sid Miller       | 1,877 |
| James White      | 854   |

**REP Railroad Commissioner**

Vote For 1

|                        | TOTAL |
|------------------------|-------|
| Marvin "Sarge" Summers | 543   |
| Dawayne Tipton         | 355   |
| Sarah Stogner          | 518   |
| Wayne Christian        | 958   |
| Tom Slocum Jr          | 454   |

**REP Justice, Supreme Court, PI 3**

Vote For 1

|                | TOTAL |
|----------------|-------|
| Debra Lehrmann | 2,637 |

**REP Justice, Supreme Court, PI 5**

Vote For 1

|               | TOTAL |
|---------------|-------|
| Rebeca Huddle | 2,620 |

**REP Justice, Supreme Court, PI 9**

Vote For 1

|                  | TOTAL |
|------------------|-------|
| Evan Young       | 1,512 |
| David J. Schenck | 1,185 |

**REP Judge, Ct of Crim App, PI 2**

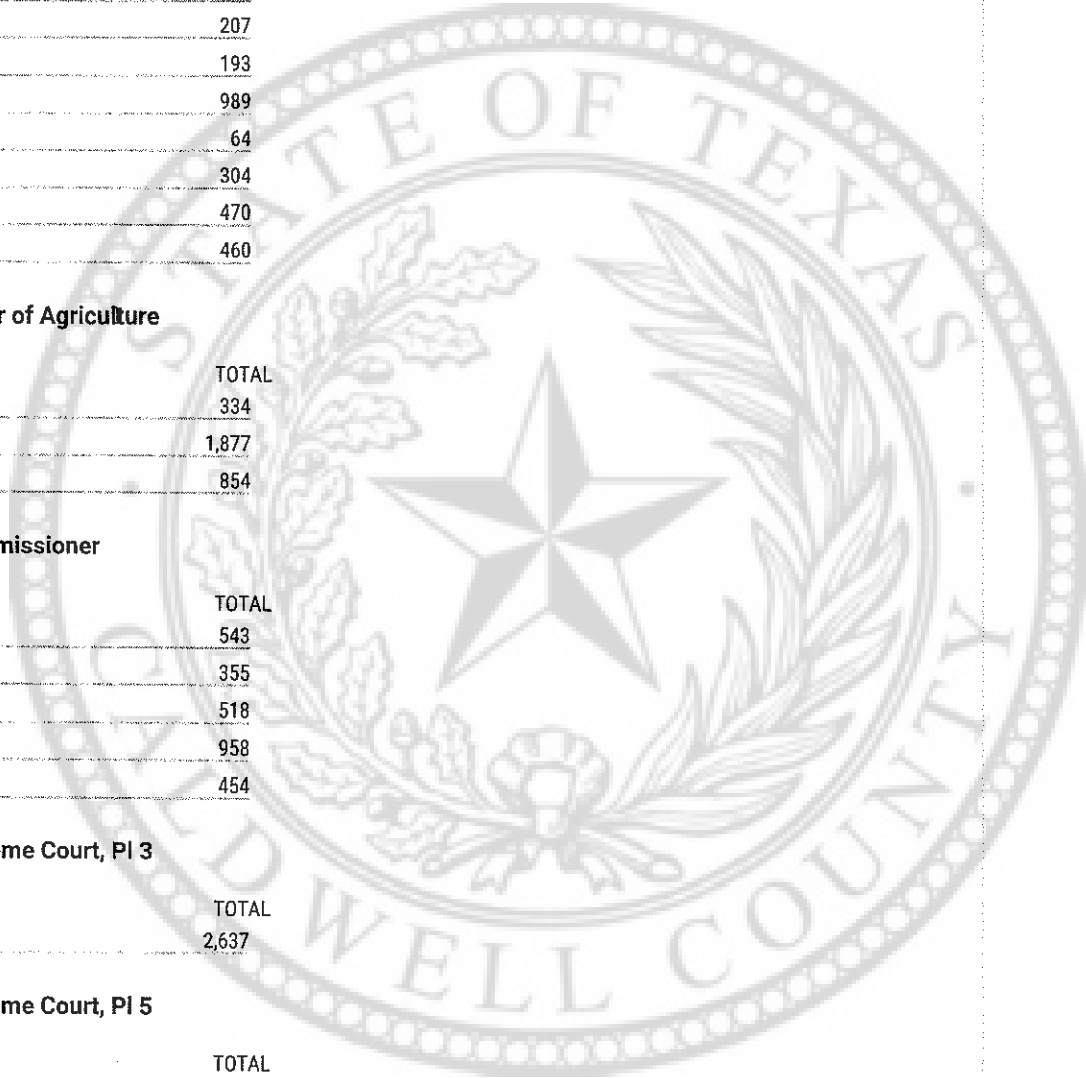
Vote For 1

|               | TOTAL |
|---------------|-------|
| Mary Lou Keel | 2,500 |

**REP Judge, Ct of Crim App, PI 5**

Vote For 1

|              | TOTAL |
|--------------|-------|
| Scott Walker | 1,687 |
| Clint Morgan | 1,015 |



Summary Results Report  
 20220301\_Caldwell County\_Primary Election  
 March 01, 2022

UNOFFICIAL RESULTS

Caldwell County

**REP Judge, Ct of Crim App, PI 6**  
 Vote For 1

|                       | TOTAL |
|-----------------------|-------|
| Jesse F. McClure, III | 2,547 |

**REP Member, State BoE, Dist 5**  
 Vote For 1

|               | TOTAL |
|---------------|-------|
| Robert Morrow | 1,507 |
| Mark Loewe    | 1,172 |

**REP State Senator, Dist 21**  
 Vote For 1

|                | TOTAL |
|----------------|-------|
| Julie Dahlberg | 2,603 |

**REP State Representative, Dist 17**  
 Vote For 1

|               | TOTAL |
|---------------|-------|
| Tom Glass     | 975   |
| Stan Gerdes   | 744   |
| Trey Rutledge | 325   |
| Jen Bezner    | 158   |
| Paul Pape     | 974   |

**REP Justice, 3rd Ct of App Dist, PI 4**  
 Vote For 1

|                      | TOTAL |
|----------------------|-------|
| Lesli R. Fitzpatrick | 2,557 |

**REP Dist Judge, 207th Judicial Dist**  
 Vote For 1

|                      | TOTAL |
|----------------------|-------|
| George Carroll       | 837   |
| Mark E. Cusack       | 785   |
| Tracie Wright-Reneau | 786   |
| Charmaine Wilde      | 388   |

**REP County Judge**  
 Vote For 1

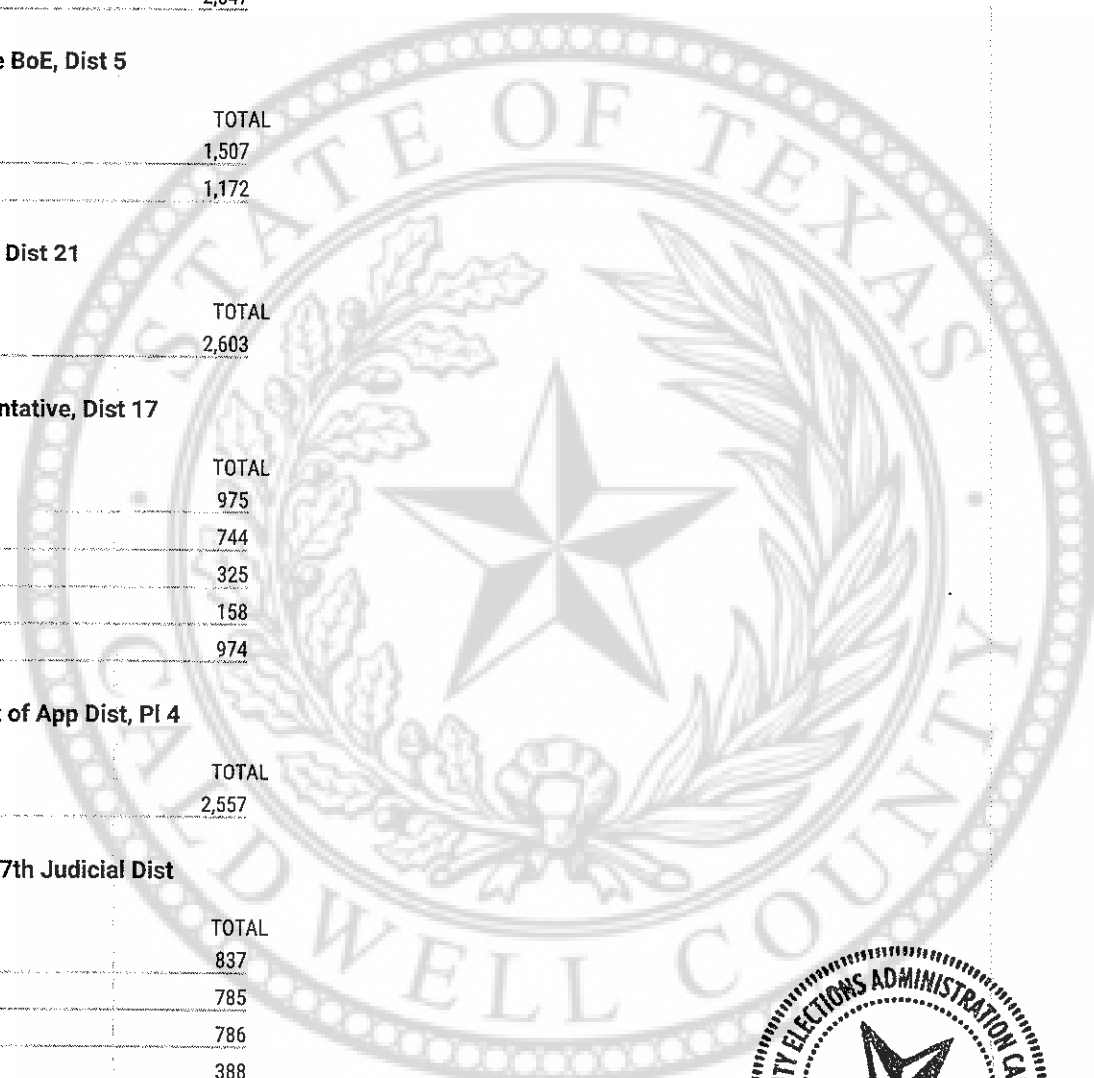
|                | TOTAL |
|----------------|-------|
| Kenneth Schawe | 1,053 |
| Hoppy Haden    | 2,339 |

**REP Judge, County Court at Law**  
 Vote For 1

|            | TOTAL |
|------------|-------|
| Trey Hicks | 2,779 |

**REP District Clerk**  
 Vote For 1

|               | TOTAL |
|---------------|-------|
| Juanita Allen | 2,753 |



Summary Results Report  
 20220301\_Caldwell County\_Primary Election  
 March 01, 2022

UNOFFICIAL RESULTS

Caldwell County

**REP County Treasurer**  
 Vote For 1

|                        |       |
|------------------------|-------|
|                        | TOTAL |
| Angela Meuth Rawlinson | 2,647 |

**REP County Commissioner Pct 2**  
 Vote For 1

|                 |       |
|-----------------|-------|
|                 | TOTAL |
| Rusty Horne     | 1,022 |
| Barbara Shelton | 359   |

**REP County Commissioner Pct 4**  
 Vote For 1

|               |       |
|---------------|-------|
|               | TOTAL |
| Jerry West    | 293   |
| Rob Ortiz III | 161   |

**REP JOP Pct 1**  
 Vote For 1

|              |       |
|--------------|-------|
|              | TOTAL |
| Suzy Falgout | 400   |
| Matt Kiely   | 659   |

**REP JOP Pct 2**  
 Vote For 1

|               |       |
|---------------|-------|
|               | TOTAL |
| Shanna Conley | 1,154 |

**REP JOP Pct 4**  
 Vote For 1

|                  |       |
|------------------|-------|
|                  | TOTAL |
| Charity Kittrell | 176   |
| Michael Lumley   | 246   |

**REP County Chair**  
 Vote For 1

|            |       |
|------------|-------|
|            | TOTAL |
| Pat Daniel | 2,563 |

**REP Proposition 1**  
 Vote For 1


|     |       |
|-----|-------|
|     | TOTAL |
| YES | 3,178 |
| NO  | 304   |

**REP Proposition 2**  
 Vote For 1

|     |       |
|-----|-------|
|     | TOTAL |
| YES | 2,702 |
| NO  | 712   |

**REP Proposition 3**  
 Vote For 1

|     |       |
|-----|-------|
|     | TOTAL |
| YES | 3,074 |
| NO  | 432   |



**REP Proposition 4**  
Vote For 1

|     | TOTAL |
|-----|-------|
| YES | 3,086 |
| NO  | 369   |

**REP Proposition 5**  
Vote For 1

|     | TOTAL |
|-----|-------|
| YES | 2,726 |
| NO  | 695   |

**REP Proposition 6**  
Vote For 1

|     | TOTAL |
|-----|-------|
| YES | 2,676 |
| NO  | 709   |

**REP Proposition 7**  
Vote For 1

|     | TOTAL |
|-----|-------|
| YES | 3,305 |
| NO  | 192   |

**REP Proposition 8**  
Vote For 1

|     | TOTAL |
|-----|-------|
| YES | 3,123 |
| NO  | 336   |

**REP Proposition 9**  
Vote For 1



|     | TOTAL |
|-----|-------|
| YES | 3,139 |
| NO  | 350   |

**REP Proposition 10**  
Vote For 1

|     | TOTAL |
|-----|-------|
| YES | 3,154 |
| NO  | 295   |

**DEM US Representative, District 27**  
Vote For 1

|                   | TOTAL |
|-------------------|-------|
| Anthony J Tristan | 554   |
| Maclovio Perez Jr | 468   |
| Victor Melgoza    | 261   |



Summary Results Report  
20220301\_Caldwell County\_Primary Election  
March 01, 2022

UNOFFICIAL RESULTS

Caldwell County

**DEM Governor**

Vote For 1

|                             | TOTAL |
|-----------------------------|-------|
| Joy Diaz                    | 53    |
| Beto O'Rourke               | 1,305 |
| Michael Cooper              | 31    |
| Inocencio (Inno) Barrientez | 16    |
| Rich Wakeland               | 12    |

**DEM Lieutenant Governor**

Vote For 1

|                  | TOTAL |
|------------------|-------|
| Michelle Beckley | 431   |
| Carla Brailey    | 376   |
| Mike Collier     | 522   |

**DEM Attorney General**

Vote For 1

|                         | TOTAL |
|-------------------------|-------|
| Joe Jaworski            | 336   |
| Rochelle Mercedes Garza | 669   |
| Mike Fields             | 162   |
| Lee Merritt             | 128   |
| S. "TBONE" Raynor       | 47    |

**DEM Comptroller of Public Accounts**

Vote For 1

|                  | TOTAL |
|------------------|-------|
| Tim Mahoney      | 271   |
| Janet T. Dudding | 567   |
| Angel Luis Vega  | 459   |

**DEM Comm General Land Office**

Vote For 1

|                      | TOTAL |
|----------------------|-------|
| Jinny Suh            | 312   |
| Jay Kleberg          | 350   |
| Michael Lange        | 218   |
| Sandragrace Martinez | 437   |

**DEM Commissioner of Agriculture**


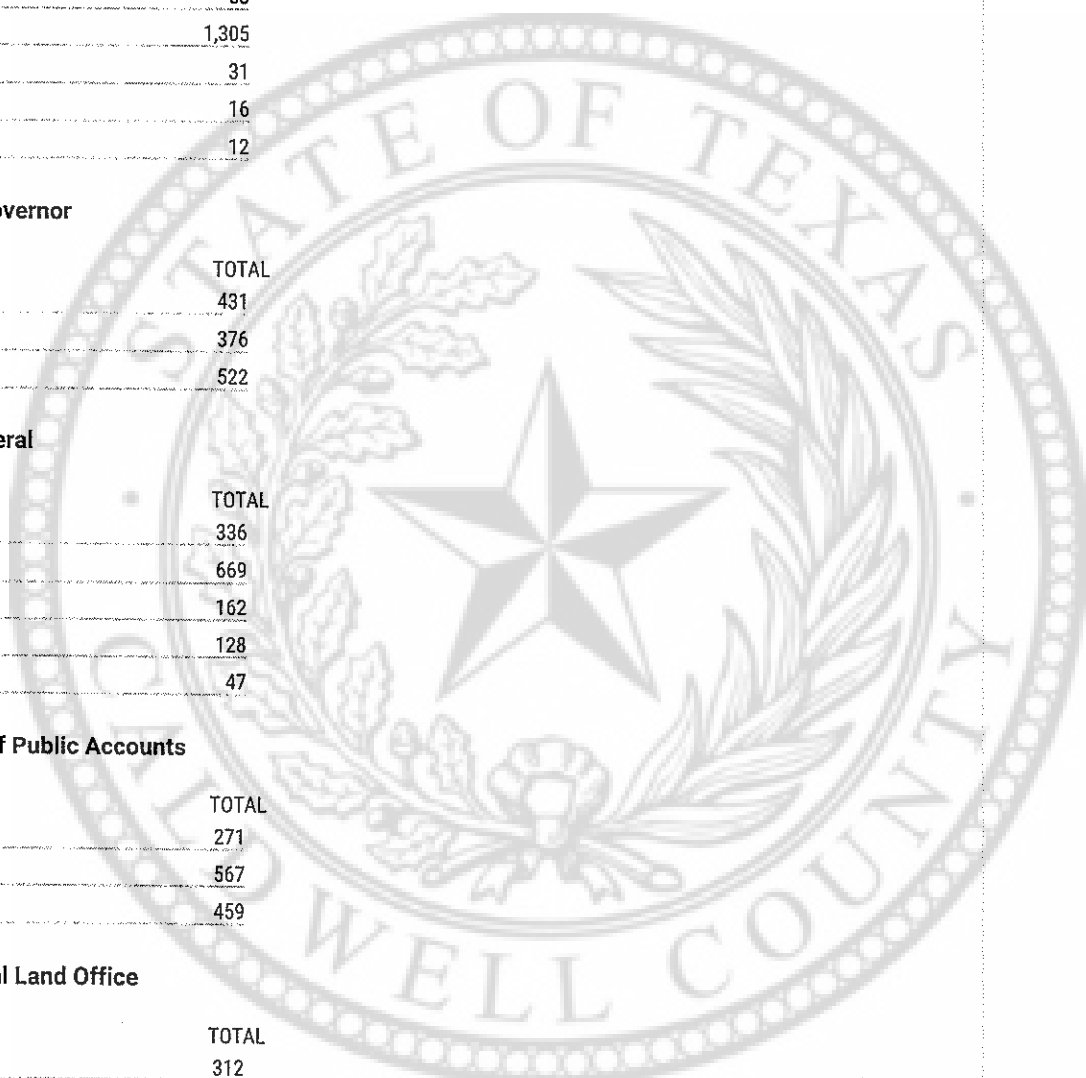
Vote For 1

|            | TOTAL |
|------------|-------|
| Ed Ireson  | 259   |
| Susan Hays | 1,042 |

**DEM Railroad Commissioner**

Vote For 1

|              | TOTAL |
|--------------|-------|
| Luke Warford | 1,198 |



Summary Results Report  
20220301\_Caldwell County\_Primary Election  
March 01, 2022

UNOFFICIAL RESULTS

Caldwell County

**DEM Justice, Supreme Court, PI 3**

Vote For 1

TOTAL

Erin A Nowell 1,199

**DEM Justice, Supreme Court, PI 5**

Vote For 1

TOTAL

Amanda Reichek 1,220

**DEM Justice, Supreme Court, PI 9**

Vote For 1

TOTAL

Julia Maldonado 1,229

**DEM Judge, Ct of Crim App, PI 5**

Vote For 1

TOTAL

Dana Huffman 1,205

**DEM Judge, Ct of Crim App, PI 6**

Vote For 1

TOTAL

Robert Johnson 1,177

**DEM Member, State BoE, Dist 5**

Vote For 1

TOTAL

Kevin Guico 95

Rebecca Bell-Metereau 759

Juan Juarez 447

**DEM State Senator, Dist 21**

Vote For 1

TOTAL

Judith Zaffirini 1,269

**DEM State Representative, Dist 17**

Vote For 1

TOTAL

Madeline Eden 1,206

**DEM Justice, 3rd Ct of App Dist, PI 4**

Vote For 1

TOTAL

Beth Payan 410

Paula Knippa 385

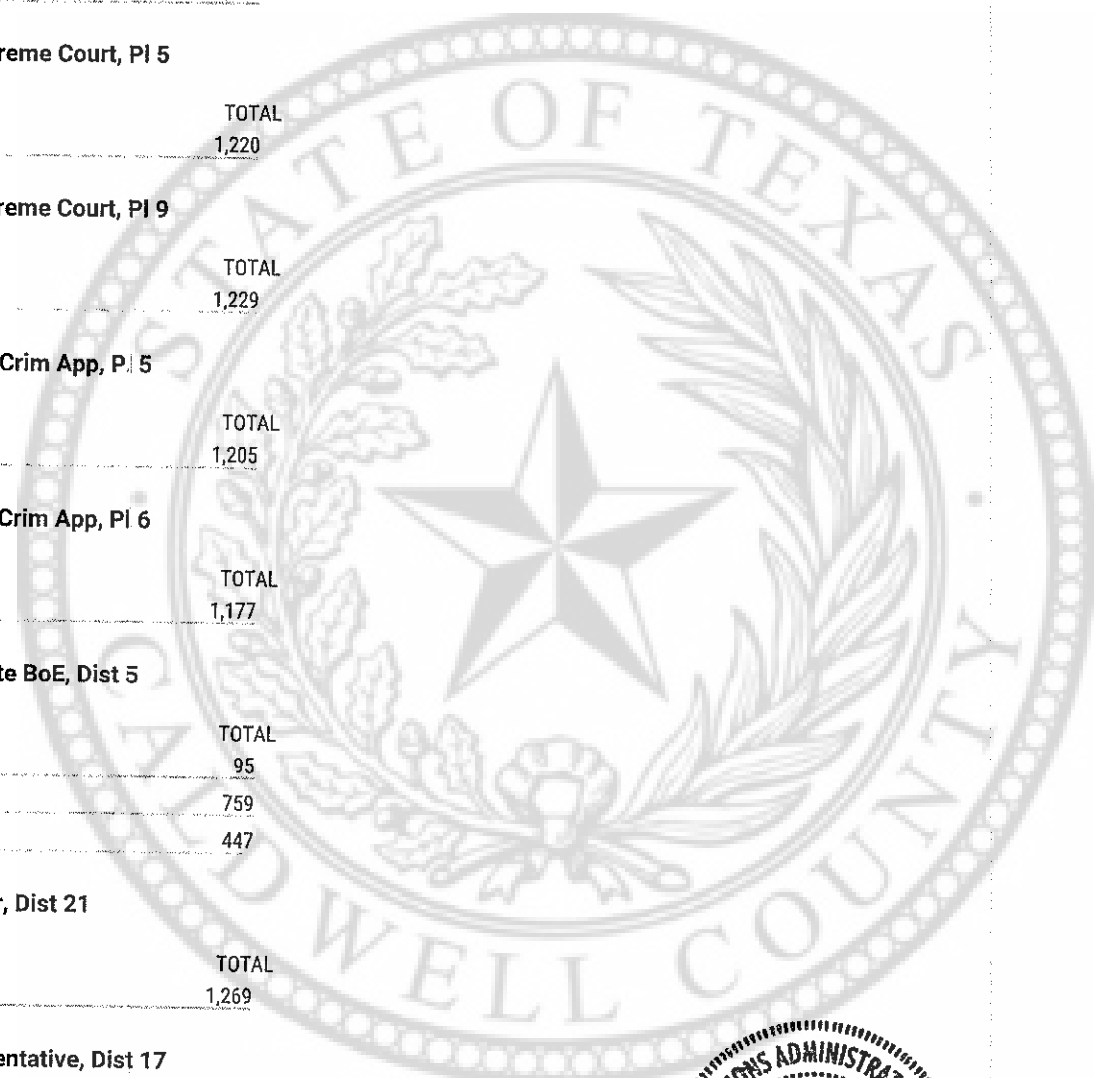
Rosa Lopez Theofanis 467

**DEM Criminal District Attorney**

Vote For 1

TOTAL

Fred Weber 1,191





Summary Results Report  
20220301\_Caldwell County\_Primary Election  
March 01, 2022

UNOFFICIAL RESULTS

Caldwell County

**DEM County Judge**

Vote For 1

|                       | TOTAL |
|-----------------------|-------|
| Anna Prusaitis Ybarra | 1,212 |

**DEM Judge, County Court at Law**

Vote For 1

|                   | TOTAL |
|-------------------|-------|
| Barbara L. Molina | 1,258 |

**DEM County Clerk**

Vote For 1

|                  | TOTAL |
|------------------|-------|
| Teresa Rodriguez | 1,257 |

**DEM County Commissioner Pct 4**

Vote For 1

|               | TOTAL |
|---------------|-------|
| Dyral Thomas  | 204   |
| Frank Sughrue | 121   |

**DEM JOP Pct 3**

Vote For 1

|              | TOTAL |
|--------------|-------|
| Anita Deleon | 216   |

**DEM JOP Pct 4**

Vote For 1

|                | TOTAL |
|----------------|-------|
| Yvette Mireles | 285   |

